


READING - Persuasive	WRITING - Persuasive	MATHS – Addition Strategies
<p>Learning Intention: We are learning to recognise language features in persuasive texts.</p> <p>Succuss Criteria: I can identify emotive language used in persuasive texts.</p> <p>Equipment/Resources Worksheet 1 - 'Language Features'.</p> <p>Mini Lesson (Introduction) Persuasive texts use language features to help persuade the reader.</p> <p><u>Emotive Language</u> Emotive language are words used to a get a reaction from the reader (or emotional response), in either a positive or negative way. It is used to make the reader feel a certain way – happy, sad, jealous, envious etc.</p> <p>Here are some emotive language examples: dreadful, caring, shattered, disgraceful, horrible, pleasant.</p> <p>Reading Task *Read the 3 persuasive texts titled Stay Safe in the Sun, Fast Food and My Favourite Animal (worksheet 1). *Read the 3 persuasive texts again. Identify/find and highlight all the emotive language. How many words did you find?</p> <p>Extension (extra work) https://www.youtube.com/watch?v=PMC6gcWu2LM Listen to this YouTube clip. What emotive language is used?</p> <p>Independent Reading - Students read their just right books/library/ home books of choice or online resources.</p>	<p>Learning Intention: We are learning to recognise language features in persuasive texts.</p> <p>Succuss Criteria: I can identify and use emotive language used in my writing.</p> <p>Equipment/Resources Worksheet 2 – 'Advertisements'</p> <p>Mini Lesson (Introduction) Look at the advertisements page (worksheet 2). How do they use emotive language to persuade you to buy their product?</p>  <p>In this advertisement, Coca-Cola is suggesting that by drink coke, you will find happiness. It will make you happy.</p> <p>Writing Task *Create your own advertisement. Your advertisement must include a drawing of the product you are selling, the product's name and a slogan (a sentence to tell the audience why they should buy your item). Try and use emotive words, for example: 'The best coffee, for the best you.' – 'Open a coke, open happiness' - 'You deserve a break, have a Kit Kat.'</p> <p>Extension (extra work) Write down the persuasive ad techniques you used.</p>	<p>Learning Intention: We are learning to use different strategies to add numbers.</p> <p>Succuss Criteria: I can use the jump strategy and split strategy to add numbers.</p> <p>Equipment/Resources Worksheet 3 - 'Jump and Split Addition Strategies'</p> <p>Mini Lesson (Introduction) Jump and Split Strategy</p> <p><u>Jump Strategy</u> – This strategy is when you use a number line to jump in tens and ones to get the answer. https://www.youtube.com/watch?v=nrCQ6CdBT9M</p> <p><u>Split strategy</u> – This strategy is useful for working with large numbers. It can be used with addition, subtraction, division and multiplication. Use place value to split each number and add these together separately. https://www.youtube.com/watch?v=yANH70KUnis</p> <p>Maths Task Complete worksheet 3 – Jump Strategy Addition and Split Strategy Addition</p> <p>Challenge – Add these mentally! 53+59= 237+212= 294+106= 556+147= 527+495= 408+353=</p>
<p>SMART Spelling - The digraph /ou/ making the sound 'eh' as in famous. Students highlight 8 words from the list and choose 2 of their own words to practise. Look, Say, Cover, Write and Check process can be practiced daily. The S.M.A.R.T spelling process includes Say the word – pronouncing each sound correctly, Meaning – understanding what the word means and how it can be used in a sentence; Analyse – breaking the word into sounds (called 'graphs') and syllables, and 'clustering' the sounds aloud e.g. P-R-O-C-EE-D; Remember – identifying the part of words to focus on and the tricky bit to remember; Teach – students teach themselves by spelling the word aloud, saying letter names, using clustering – repeating daily.</p>		

Weekly Spelling Sheet Term 2 Week 3

Focus: The digraph /ou/ making the sound 'eh' as in famous.


Name: _____

Say the word, write the word	Monday	Tuesday	Wednesday	Thursday
Red Spelling Words				
f/a/m/ou/s				
j/ea/l/ou/s				
s/e/r/i/ou/s				
e/n/or/m/ou/s				
g/or/g/e/ou/s				
n/e/r/v/ou/s				
Orange Spelling Words				
dangerous				
nervously				
famously				
tedious				
ravenous				
atrocious				
seriously				
Green Spelling Words				
atrocious				
victorious				
previous				
vicious				
precocious				


Language Features

Stay Safe in the Sun ^{by} 1/25

Going out in the burning sun without sensible protection is extremely dangerous.

The first reason is that you can get awfully sunburnt. 

The second reason is that you can get horrible skin cancers because of damaging light rays.

Another reason is that too much time out in bright sunlight can badly hurt your eyes. 

REMEMBER to wear a hat, put on a shirt, use sunscreen and wear sunnies.

FAST FOOD

I like fast food because it tastes good, it is fast and cheap. My friends and I like that there is no waitress and you don't have to leave a tip. It is better than mum's cooking.

Horror! The fats and sodium will kill you and make you fat. I shutter to think what the 'meal' is made of. Did you know that the fries go on your thighs? I'm as serious as a heart attack.

Its ok now and then but not something that I want my family to eat every day. It's good for my busy schedule and as a late night alternative. The variety helps keep everyone happy.

My Favourite Animal



Butterflies

I think butterflies are the best animal in the whole world. I like them because they are beautiful and they have an amazing life cycle.

I like butterflies because they have a life cycle that is different from other animals. A butterfly lays eggs on a leaf. One caterpillar hatches from each egg and grows bigger and bigger until it spins a cocoon or a chrysalis and then a beautiful butterfly comes out. It's amazing!

I think butterflies are beautiful. I love the pretty colours and different patterns on their wings. My family saw a Ulysses butterfly at Mossman Gorge near Cairns. It had bright blue patterns on its wings. It's the most magnificent animal I have ever seen.

There are so many different butterflies to see in the world. They change from a tiny grey egg into such a wonderful creature. They just have to be my favourite animal.

Advertisements



Share a **Coke** with a friend

Visit shareacoke.com to find out how to share a Coke with a friend. Or visit shareacoke.com/au



KIDS LOVE IT!
CAVITIES DON'T

CARING FOR KIDS TEETH

Get Healthy + Drink Fluoridated Water
Fluoridated water has been shown to reduce tooth decay in children. It's safe and effective. And it's free. Visit www.fluoridatedwater.org for more information.

Brush for a Day
Did you know that brushing your teeth for 2 minutes twice a day can help prevent tooth decay? Brush for a Day is a fun way to make sure your child is brushing long enough. Visit www.brushforaday.com for more information.

ADD Sugarless Gum to Your Diet
ACT Sugarless Gum is a great way to keep your child's teeth healthy. It's sugarless and contains fluoride. Visit www.actoralcare.com for more information.

Fluoride Gummy
Fluoride Gummy is a fun way to get your child's teeth healthy. It's sugarless and contains fluoride. Visit www.actoralcare.com for more information.

Visit the Dentist Regularly
Regular dental checkups are important for your child's oral health. Visit www.actoralcare.com for more information.

Learn more at ACToralcare.com

REMEMBER WHEN YOU GOT THAT VARIABLE SPEED HAMMER DRILL? IT'LL MAKE HER FEEL KIND OF LIKE THAT.

De Beers
A Diamond is Forever

Still using soap on your face?

The skin doctor test

1. The skin doctor

2. The skin doctor

3. The skin doctor

4. The skin doctor

5. The skin doctor

6. The skin doctor

7. The skin doctor

8. The skin doctor

9. The skin doctor

10. The skin doctor

11. The skin doctor

12. The skin doctor

13. The skin doctor

14. The skin doctor

15. The skin doctor

16. The skin doctor

17. The skin doctor

18. The skin doctor

19. The skin doctor

20. The skin doctor

21. The skin doctor

22. The skin doctor

23. The skin doctor

24. The skin doctor

25. The skin doctor

26. The skin doctor

27. The skin doctor

28. The skin doctor

29. The skin doctor

30. The skin doctor

31. The skin doctor

32. The skin doctor

33. The skin doctor

34. The skin doctor

35. The skin doctor

36. The skin doctor

37. The skin doctor

38. The skin doctor

39. The skin doctor

40. The skin doctor

41. The skin doctor

42. The skin doctor

43. The skin doctor

44. The skin doctor

45. The skin doctor

46. The skin doctor

47. The skin doctor

48. The skin doctor

49. The skin doctor

50. The skin doctor

alamy stock photo

alamy stock photo

Parveen Holidays
Aparna, Aarti, Anjali

You deserve a BREAK!

1. 044 2081 5200 2. 91 95308 41005 3. bookings@parveenholidays.com 4. www.parveenholidays.in

THE BEST FAMILY GETAWAY YOU DESERVE
AT WYNDHAM EXTRA HOLIDAYS RESORT

WYNDHAM

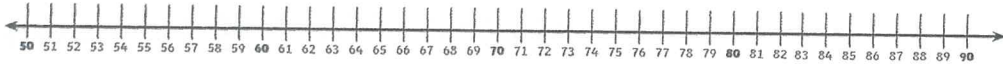
Jump Strategy Addition

Use the jump strategy to find the answer to each question.

$45 + 27 =$



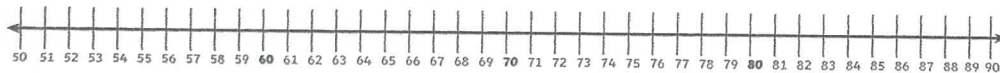
$52 + 31 =$



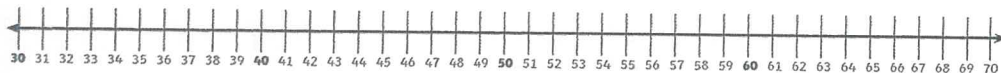
Jump Strategy Addition

Use the jump strategy to find the answer to each question.

$54 + 24 =$



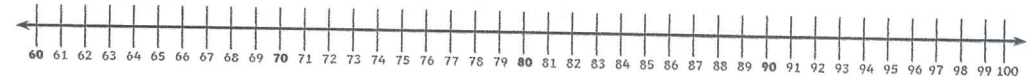
$34 + 28 =$



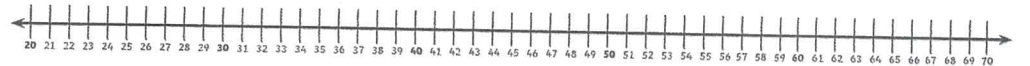
Jump Strategy Addition

Use the jump strategy to find the answer to each question.

$61 + 38 =$



$23 + 45 =$



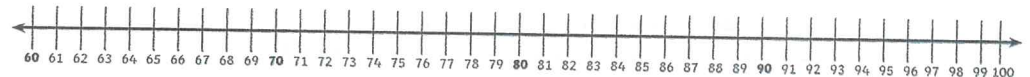
Jump Strategy Addition

Use the jump strategy to find the answer to each question.

$61 + 38 =$



$64 + 19 =$



Split Strategy Addition

Find the answer to each calculation using the split strategy method.

a) $37 + 21 =$	d) $23 + 33 =$
b) $32 + 36 =$	e) $61 + 11 =$
c) $15 + 43 =$	f) $42 + 44 =$

Split Strategy Addition

Find the answer to each calculation using the split strategy method.

a) $77 + 21 =$	d) $43 + 59 =$
b) $27 + 66 =$	e) $67 + 36 =$
c) $53 + 65 =$	f) $71 + 44 =$

Year 4 Term 2 Week 3 TUESDAY 28/4/2020																			
READING - Persuasive	WRITING - Persuasive	MATHS – Addition and Subtraction																	
<p>Learning Intention: We are learning to recognise language features in persuasive texts.</p> <p>Succuss Criteria: I can identify connectives (conjunctions) used in persuasive texts.</p> <p>Equipment/Resources</p> <p>Mini Lesson (Introduction) Connectives (conjunctions) are often used in persuasive texts.</p> <p><u>Connectives/conjunctions</u> Connectives are a word or phrase that links ideas together between sentences or paragraphs. For example: because, so, and, then, while, In fact..., For instance..., On the other hand....</p> <p>‘I played in the park until it was time to go home.’ ‘You can go out to play, then do your homework.’</p> <p>(Remember our VCOP wall at school – Vocabulary, Connectives, Openers, Punctuation., We quite often talk about connectives in class and refer to them on our VCOP wall</p> <p>Reading Task *Read the persuasive text ‘Are Mobile Phones Necessary?’ *Read the persuasive text again. Identify/find all the connectives/conjunctions that are used. Remember that connectives/conjunctions can be a word on its own OR a phrase.</p> <p>Independent Reading - Students read their just right books/library/ home books of choice or online resources.</p>	<p>Learning Intention: We are learning to recognise language features in persuasive texts.</p> <p>Succuss Criteria: I can identify and use connectives/conjunctions in my writing.</p> <p>Equipment/Resources</p> <p>Mini Lesson (Introduction) Below are a list of examples of how connectives (conjunctions) can been used in persuasive texts/writing.</p> <p>-Christmas is a total waste of money <u>and</u> far too expensive.</p> <p>-Many animals have died due to their habitat being destroyed, <u>consequently</u> many species are becoming distinct.</p> <p>-School uniforms should be worn every day to school, <u>however</u> I do believe that school hats should only be worn in term 1 and term 4.</p> <p>-Students should go to school <u>but</u> keep their social distance.</p> <p>Writing Task *Make a list of as many connectives/conjunctions as you can. You should be able to come up with at least 10 but try for more. *Put at least 5 of these connectives/conjunctions into ‘persuasive’ sentences. Look at my mini lesson for examples.</p> <p>Extension (extra work) Write these sentences using connectives/conjunctions to link them together.</p> <p>-Some teachers give lots of homework. Other teachers do not.</p> <p>-Remote controls were invented early on . People could change channels.</p> <p>-You can see advertising on tv. You can see it in magazines.</p>	<p>Learning Intention: We are learning to add and subtract 2-digit numbers using a column.</p> <p>Succuss Criteria: I can independently add and subtract 2-digit numbers using a column.</p> <p>Equipment/Resources Worksheet 4 – ‘Column Addition & Subtraction’</p> <p>Warm Up FUN Quiz: My answer is 32, what is my question? Example: 15x2+2=32</p> <p>Mini Lesson (Introduction) Column Addition/Subtraction Column Addition/Subtraction – add the units/ones column first, then the tens column...</p> <table><tr><td>56</td><td>42</td></tr><tr><td>+23</td><td>-12</td></tr><tr><td>-----</td><td>-----</td></tr><tr><td>79</td><td>30</td></tr></table> <p>Independent Task Complete worksheet 4 – ‘Column Addition & Subtraction Practise’</p> <p>Challenge – Column Addition using 3-digit and 4-digits. Complete these sums. Ensure you write them out using columns.</p> <table><tr><td>345 + 231=</td><td>281 + 213=</td><td>564 + 531=</td></tr><tr><td>921 + 120=</td><td>878 + 300=</td><td>534 + 864=</td></tr><tr><td>5643 + 4352=</td><td>2341 + 8654=</td><td>6785 + 3213=</td></tr></table>	56	42	+23	-12	-----	-----	79	30	345 + 231=	281 + 213=	564 + 531=	921 + 120=	878 + 300=	534 + 864=	5643 + 4352=	2341 + 8654=	6785 + 3213=
56	42																		
+23	-12																		
-----	-----																		
79	30																		
345 + 231=	281 + 213=	564 + 531=																	
921 + 120=	878 + 300=	534 + 864=																	
5643 + 4352=	2341 + 8654=	6785 + 3213=																	
<p>SMART Spelling - The digraph /ou/ making the sound ‘eh’ as in famous. Look Say Cover Write Check + one task of choice from the “Spelling activities for homework” or “Spelling activities for school” suggestions.</p>																			

Column Addition Practice

4

a.				b.				c.				d.				e.		
	5	6			7	2			5	9			3	2			7	0
+	2	3		+	1	6		+	4	5		+	3	2		+	2	4
f.				g.				h.				i.				j.		
	5	4			7	9			4	4			2	3			5	8
+	3	2		+	2	6		+	2	6		+	5	9		+	3	7
k.				l.				m.				n.				o.		
	7	8			4	8			5	3			4	2			4	7
+	1	5		+	2	4		+	1	8		+	1	9		+	2	7
p.				q.				r.				s.				t.		
	7	8			3	8			1	6			5	2			2	9
+	1	2		+	3	5		+	4	8		+	3	7		+	4	4
u.				v.				w.				x.				y.		
	6	0			2	8			3	7			6	4			2	8
+	3	7		+	4	6		+	4	5		+	1	7		+	2	3

Column Subtraction (No Exchanging)

a.				b.				c.				d.				e.			
	3	3			2	5			1	6			2	7			2	9	
-	1	1		-	1	3		-	1	0		-	1	6		-	1	2	
f.				g.				h.				i.				j.			
	2	6			3	2			2	9			4	2			2	7	
-	1	3		-	2	0		-	1	4		-	1	2		-	2	3	
k.				l.				m.				n.				o.			
	2	7			3	8			4	8			3	3			3	9	
-	1	2		-	2	7		-	3	6		-	1	3		-	2	1	
p.				q.				r.				s.				t.			
	4	6			5	8			6	3			7	6			5	9	
-	2	2		-	2	5		-	3	1		-	5	5		-	3	7	
u.				v.				w.				x.				y.			
	8	4			7	6			6	7			5	8			8	5	
-	6	0		-	4	5		-	4	4		-	3	6		-	5	2	

READING - Persuasive

Learning Intention: We are learning to recognise language features in persuasive texts.

Success Criteria: I can identify rhetorical questions in persuasive texts.

Equipment/Resources

Worksheet 5 – ‘Horrid Hotel’

Mini Lesson (Introduction)

What is a rhetorical question?

A question that is asked but does not require an answer. It is used to get the audience to think. For example:

Why not get one today?

Is this the best way?

Are they any less valuable?

Reading Task

*Read the persuasive text ‘Horrid Hotel’ (worksheet 5)

*Identify/find the rhetorical questions used.

Extension

EPIC Reading – Do you really want a dog?

Independent Reading - Students read their just right books/library/ home books of choice or online resources.

WRITING - Persuasive

Learning Intention: We are learning to recognise language features in persuasive texts.

Success Criteria: I can identify and use rhetorical questions in my writing.

Equipment/Resources

Mini Lesson (Introduction)

Rhetorical questions make our persuasive texts more interesting and really make the reader think about the opinion being put across.

Examples

Do you really fancy a rubbish holiday?

Why not have a freezing shower?

How could you resist a swim in our mouldy, smelly pool?

Who doesn’t like rats in their room?

Writing Task

Use the rhetorical question starters below to write your own rhetorical questions about ‘Horrid Hotel’. I’ve done the first one for you.

-Why not?

Why not lie by the pool on our broken sun beds?

-Who doesn’t?

-How could you possibly?

-Do you really think?

Extension

Write your own rhetorical question about sun safety (or a topic of your own choice).

MATHS Addition with Carrying

Learning Intention: We are learning to add numbers involving carrying.

Success Criteria: I can add and 3-digit numbers involving carrying.

Equipment/Resources

Worksheet 6 ‘Adding two 3-digit numbers with carrying.’

Warm Up FUN

Quiz: My answer is 84, what is my question? How many different questions can you create? E.g. 168 divide by 2= 84

Mini Lesson (Introduction) Addition using carrying

With regrouping (trading, exchanging or carrying)

EXAMPLE:

h	t	o
1	1	4
2	6	5
3	8	9

+ 265

7 6 4

389

If you have to regroup (trade), enter the number in the top boxes.

Enter other answers here.

Independent Task

Complete worksheet 6 – ‘Adding two 3-digit numbers with carrying.’

Challenge – Addition using 3-digit and 4-digits with carrying. Set them out in columns (as above).

$$385 + 235 = \quad 297 + 213 = \quad 564 + 781 =$$


$$821 + 889 = \quad 878 + 309 = \quad 534 + 866 =$$

$$5643 + 4357 = \quad 2446 + 8654 = \quad 6887 + 3213 =$$

SMART Spelling - The digraph /ou/ making the sound ‘eh’ as in famous. Look Say Cover Write Check + one task of choice from the “Spelling activities for homework” or “Spelling activities for school” suggestions.

Rhetorical Questions

Underline all of the rhetorical questions used in this advertisement poster for the world's worst holiday.



5



Horrid Hotel

The World's Worst Resort

Do you fancy a really rubbish holiday? Are you looking for a miserable fortnight of torrential rain? Well look no further than Horrid Hotel. Who wouldn't want to stay here?

Here at Horrid Hotel, we offer a full range of facilities. Sound good? Why not visit our restaurant? Our disgusting chef cooks up food so vile that even the flies leave it. Appetising, right?

We also offer a swimming pool full of green, slimy algae. Fancy a dip?

Do you want to be up all night? Our plentiful cockroaches and blood-sucking leeches will make sure of that. Love cold showers? Great - that's all we offer here! Hot showers are so overrated, aren't they?

Make sure you book today to guarantee the most heinous room we have to offer. Do we need to ask twice? I thought not.

Use these rhetorical question starters to write your own rhetorical questions about Horrid Hotel. The first one has been done for you.

Why not...?

Why not lie by the pool on our broken sun beds?

Who doesn't...?

How could you possibly...?

Rhetorical Questions

Are you ready for this? Turn the following statements into rhetorical questions to create an advertisement for the world's worst holiday. Use the question starters below to help you.

The first one has been done for you.

This will be a really rubbish holiday.

Do you fancy a really rubbish holiday?



Experience a miserable fortnight of torrential rain.

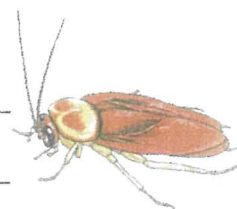
Visit our rat-infested hotel.

You should lie by the pool on our broken sun beds.

Have a freezing shower after a terrible night's sleep.

Try a splash in our mouldy swimming pool.

Stay up all night because you can't sleep.



How could you possibly...?

Are you...?

What about...?

Do you really think...?

Why not...?

Do we need to...?

Love...?

Who doesn't...?

Who can deny...?



Adding Two 3-Digit Numbers - With Carrying



LO: to use column addition

Calculate the answer to the following:

$\begin{array}{r} 323 \\ + 518 \\ \hline \hline \end{array}$	$\begin{array}{r} 607 \\ + 228 \\ \hline \hline \end{array}$	$\begin{array}{r} 507 \\ + 463 \\ \hline \hline \end{array}$	$\begin{array}{r} 319 \\ + 142 \\ \hline \hline \end{array}$
$\begin{array}{r} 257 \\ + 706 \\ \hline \hline \end{array}$	$\begin{array}{r} 505 \\ + 109 \\ \hline \hline \end{array}$	$\begin{array}{r} 672 \\ + 243 \\ \hline \hline \end{array}$	$\begin{array}{r} 591 \\ + 367 \\ \hline \hline \end{array}$
$\begin{array}{r} 572 \\ + 336 \\ \hline \hline \end{array}$	$\begin{array}{r} 760 \\ + 615 \\ \hline \hline \end{array}$	$\begin{array}{r} 822 \\ + 345 \\ \hline \hline \end{array}$	$\begin{array}{r} 912 \\ + 461 \\ \hline \hline \end{array}$
$\begin{array}{r} 476 \\ + 485 \\ \hline \hline \end{array}$	$\begin{array}{r} 655 \\ + 738 \\ \hline \hline \end{array}$	$\begin{array}{r} 379 \\ + 648 \\ \hline \hline \end{array}$	

Challenge: Complete the following calculations:

$\begin{array}{r} 3_8 \\ + _3_ \\ \hline 487 \end{array}$	$\begin{array}{r} 641 \\ + _7_ \\ \hline 12_4 \end{array}$	$\begin{array}{r} 4_5 \\ + _78 \\ \hline 1_4_ \end{array}$
--	---	--

READING - Persuasive	WRITING – Persuasive	MATHS – Subtraction with Exchanging
<p>Learning Intention: We are learning to recognise language features in persuasive texts.</p> <p>Succuss Criteria: I can identify powerful (strong) adjectives in persuasive texts.</p> <p>Equipment/Resources Worksheet 1 – ‘Language Features’ Worksheet 5 – ‘Horrid Hotel’</p> <p>Mini Lesson (Introduction) What is a powerful adjective? A powerful adjective is similar to an adjective. However a powerful adjective is ‘up levelled’, it’s a more interesting , stronger adjective.</p> <p>Example of powerful adjectives: happy/ecstatic sad/miserable old/ancient</p> <p>Reading Task *Read through this weeks’ persuasive texts - worksheets 1,5 *Identify/find powerful adjectives used.</p> <p>*Circle the <i>powerful adjectives</i> below. good mammoth cute adorable ugly immense disgusting angry hideous dirty tiny big boiling</p> <p>Extension EPIC Reading – Cats vs Dogs Which animal is better? Why? Did you notice any powerful adjectives?</p> <p>Independent Reading - Students read their just right books/library/ home books of choice or online resources.</p>	<p>Learning Intention: We are learning to recognise language features in persuasive texts.</p> <p>Succuss Criteria: I can identify and use powerful adjectives in my writing.</p> <p>Equipment/Resources</p> <p>Mini Lesson (Introduction) Powerful adjectives makes our writing more interesting and makes our persuasive texts more convincing.</p> <p>Writing Task *Put the following powerful adjectives into sentences. Example: appalled- I am appalled at how much rubbish is left at the beach. magnificent exhausted frightened</p> <p>*Re-write and improve the following persuasive sentences by changing the bold adjective into a powerful adjective.</p> <p>-Visit our nice holiday resort today. -Fruits and vegetables must be eaten daily, they are good f-or you. -We must take care of our cute pets. -Keep our great school tidy. -Dogs certainly make better pets; they are nice, cute and move a lot.</p> <p>Extension Replace the following adjectives with powerful adjectives. cold, ugly, angry, big, hungry, dirty, tired, small.</p>	<p>Learning Intention: We are learning to subtract numbers involving exchanging (borrowing/stealing/regrouping).</p> <p>Succuss Criteria: I can subtract numbers involving exchanging (borrowing/stealing/regrouping).</p> <p>Equipment/Resources Worksheet 7 – ‘Subtracting 2-digit numbers with exchanging’</p> <p>Warm Up FUN Say your x3 times tables out aloud. How fast can you do it?</p> <p>Mini Lesson (Introduction) Subtraction with Exchanging</p> <div data-bbox="1590 606 1971 1117"> </div> <p>Independent Task Complete worksheet 7 – ‘Subtracting 2-digit numbers with exchanging.’</p> <p>Essential Assessment Addition and Subtraction</p>
<p>SMART Spelling - The digraph /ou/ making the sound ‘eh’ as in famous. Look Say Cover Write Check + one task of choice from the “Spelling activities for homework” or “Spelling activities for school” suggestions.</p>		

Subtracting 2-Digit Numbers from 2-Digit Numbers - with Exchanging


LO: To use column addition and subtraction.

Calculate the answer to the following:

$\begin{array}{r} 75 \\ - 16 \\ \hline \end{array}$	$\begin{array}{r} 41 \\ - 25 \\ \hline \end{array}$	$\begin{array}{r} 72 \\ - 57 \\ \hline \end{array}$	$\begin{array}{r} 73 \\ - 38 \\ \hline \end{array}$
$\begin{array}{r} 20 \\ - 16 \\ \hline \end{array}$	$\begin{array}{r} 62 \\ - 44 \\ \hline \end{array}$	$\begin{array}{r} 41 \\ - 33 \\ \hline \end{array}$	$\begin{array}{r} 82 \\ - 67 \\ \hline \end{array}$
$\begin{array}{r} 31 \\ - 26 \\ \hline \end{array}$	$\begin{array}{r} 82 \\ - 55 \\ \hline \end{array}$	$\begin{array}{r} 64 \\ - 47 \\ \hline \end{array}$	$\begin{array}{r} 91 \\ - 53 \\ \hline \end{array}$

Challenge: Complete the following calculations:

$\begin{array}{r} _ 2 \\ - 3 _ \\ \hline 16 \end{array}$	$\begin{array}{r} 7 _ \\ - _ 4 \\ \hline 49 \end{array}$	$\begin{array}{r} _ 1 \\ - 6 _ \\ \hline 24 \end{array}$
--	--	--

READING - Persuasive	WRITING - Persuasive	MATHS – Inverse Operations
<p>Learning Intention: We are learning to recognise a persuasive texts and answer question about it.</p> <p>Succuss Criteria: I can identify and read persuasive texts and answer questions in detail.</p> <p>Equipment/Resources Worksheet 8 - 'The World's Best Shoe Factory Relocation Sale.'</p> <p>Mini Lesson (Introduction) Read the persuasive text worksheet 8 'The World's Best Shoe Factory Relocation Sale.'</p> <p>Reading Task *Answer the six questions in detail.</p> <p>Independent Reading - Students read their just right books/library/ home books of choice or online resources.</p>	<p>Learning Intention: We are learning to recognise language features in persuasive texts.</p> <p>Succuss Criteria: I can create a poster and/or presentation (PowerPoint slideshow, word document etc) to show my understanding of language features used in persuasive texts.</p> <p>Equipment/Resources Resources for your poster or presentation – such as poster paper, textas, pencils, Ipad.</p> <p>Mini Lesson (Introduction) Think about the different language features discussed this week.</p> <p>Writing Task *Create a poster and/or presentation (PowerPoint slideshow, word document etc) to show your understanding of language features used in persuasive texts. *You must include all four language features discussed this week – emotive language, connectives, powerful adjectives and rhetorical questions. *Please be as detailed and creative as possible.</p>	<p>Learning Intention: We are learning to check our answers using inverse operations.</p> <p>Succuss Criteria: I can calculate the answer of addition/subtraction sums using inverse operations.</p> <p>Equipment/Resources Worksheet 9 'Checking 3 by 3-digit addition by subtraction'</p> <p>Warm Up FUN Count backwards starting from 50. Time how long it takes you to do it. Can you improve your time?</p> <p>Mini Lesson (Introduction) Checking answers using an inverse operation.</p> <div style="text-align: center;"> <p>Addition  Subtraction</p> <p>$2 + 4 = 6$</p> <p>$6 - 4 = 2$ $6 - 2 = 4$</p> </div> <p>https://www.youtube.com/watch?v=D695SVFf8As</p> <p>Addition and subtraction are inverse operations.</p> <p>$15+7 = 22$ - $22-7=15$ - $22-15=7$</p> <p>Independent Task Complete worksheet 9 – 'Checking 3 by 3-digit addition and subtraction' (front and back)</p>

SMART Spelling –

Spelling Test. Say the word, say it in a sentence, say the word again, so children can hear the word in context before writing it down.

Persuasive text

Read the advertisement, *The World's Best Shoe Factory Relocation Sale*, and then answer the questions about this text.

THE WORLD'S BEST SHOE FACTORY RELOCATION SALE

All types of shoes half price or less*

Every shoe you've ever dreamed of!
 Sports shoes, soccer boots, running shoes,
 dance shoes, ballet shoes, tap shoes, hip-hop shoes,
 beach shoes, thongs, boat shoes,
 fashion shoes, high-heeled shoes, sandals, flat shoes ...
All stock must go!

WHEN:
Saturday 16 April
9.00am-3.30pm

Forget all the other sales. Come and see us!
You'll be sorry if you miss out!

* Conditions apply

1. What are three types of shoes you could get on sale? _____
2. What does 'All stock must go!' mean? _____
3. Write two lines that will convince you to go to the shoe sale? _____
4. Where does the asterisk direct you in the ad? _____
5. What important piece of information is missing from this ad? _____
6. What does the phrase 'You'll be sorry if you miss out!' mean? _____

Checking 3 by 3 Digit Addition by Subtraction - With Carrying

Calculate the answer to the following addition calculations and check by using subtraction:

1.

5	3	2	
+	2	0	9
<hr/>			
<hr/>			

-			
<hr/>			
<hr/>			

2.

4	5	7	
+	2	1	3
<hr/>			
<hr/>			

-			
<hr/>			
<hr/>			

3.

4	0	5	
+	3	1	8
<hr/>			
<hr/>			

-			
<hr/>			
<hr/>			

4.

5	1	9	
+	4	0	3
<hr/>			
<hr/>			

-			
<hr/>			
<hr/>			

5.

5	7	3	
+	2	6	2
<hr/>			
<hr/>			

-			
<hr/>			
<hr/>			

6.

5	0	7	
+	4	2	6
<hr/>			
<hr/>			

-			
<hr/>			
<hr/>			

7.

5	3	6	
+	2	9	3
<hr/>			
<hr/>			

-			
<hr/>			
<hr/>			

8.

5	4	8	
+	3	8	7
<hr/>			
<hr/>			

-			
<hr/>			
<hr/>			

9.

6	6	4	
+	4	7	8
<hr/>			
<hr/>			

-			
<hr/>			
<hr/>			

10.

7	7	7	
+	6	5	5
<hr/>			
<hr/>			

-			
<hr/>			
<hr/>			

Note: Subtraction calculations could be written the other way round.

Challenge: Complete the following calculations and check:

11.

	6	4	
+	2	2	
<hr/>			
7		1	
<hr/>			

-			
<hr/>			
<hr/>			

12.

7		5	
+		2	
<hr/>			
1	2	1	4
<hr/>			

-			
<hr/>			
<hr/>			

Week 3

MONDAY 27th

Reading

<https://www.youtube.com/watch?v=PMC6gcWu2LM>

Maths

<https://www.youtube.com/watch?v=nrCQ6CdBT9M>

<https://www.youtube.com/watch?v=yANH70KUnis>

FRIDAY 1st

Maths

<https://www.youtube.com/watch?v=D695SVFf8As>

Week 4

MONDAY 4th

Writing

<https://www.youtube.com/watch?v=xibeWmg0WOA>

TUESDAY 5th

Reading

<https://www.youtube.com/watch?v=TjU8PSEWTv8&t=7s>

WEDNESDAY 6th

Reading

<https://www.youtube.com/watch?v=ifo2lCTdUZE>

THURSDAY 7th

Reading

<https://www.youtube.com/watch?v=X7dswe0DuDU>

FRIDAY 8th

Reading

<https://www.youtube.com/watch?v=Rab3lw0qT1U&t=183s>